

How to order Replacement Stickers for Louisville Ladders

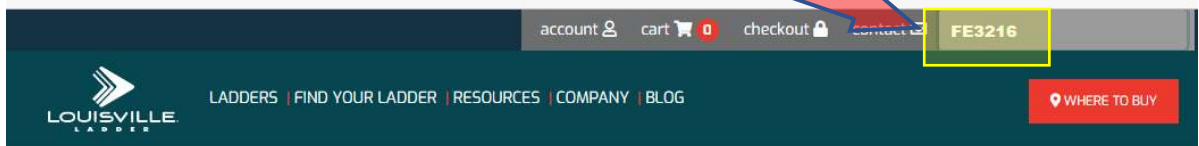


Reminder: Werner & Louisville are the parent companies of several other ladder brands. Look at the bottom of the safety instructions for manufacturer.

ALWAYS USE LADDER AS DESCRIBED ABOVE. NEVER MISUSE OR ABUSE A LADDER.

© 2013 Werner Co. P/N 55764-06 Rev R 9/13 DLS

1. Order replacement stickers by entering the model # in the search box at the top right corner of the Louisville Ladder Website: <https://louisvilleladder.com/ladders>




17 SEARCH RESULTS FOR: FE3216



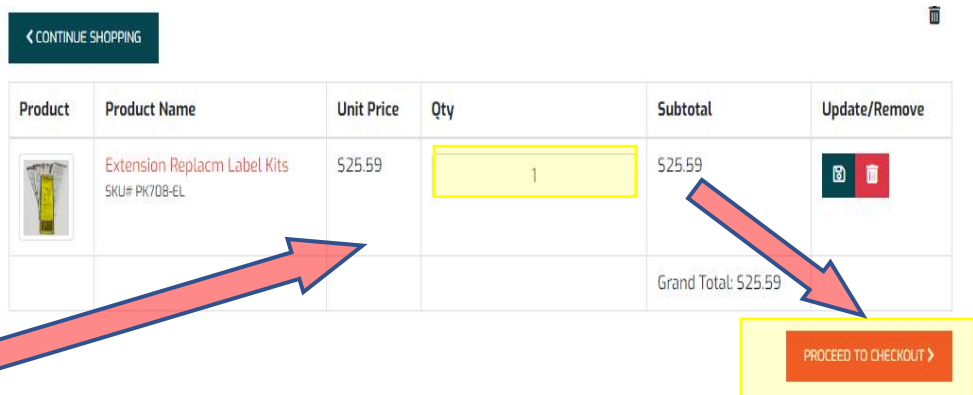
2. Select your ladder in the list of ladders. Scroll to the bottom of the page and find the section labeled...



3. Beneath this section is a list of parts for that ladder, use the arrows underneath the parts until you find (Type of Ladder) ...REPLACM LAB



4. Select ADD TO CART. Then select the quantity (QTY) of stickers you need and PROCEED TO CHECKOUT to pay for stickers.

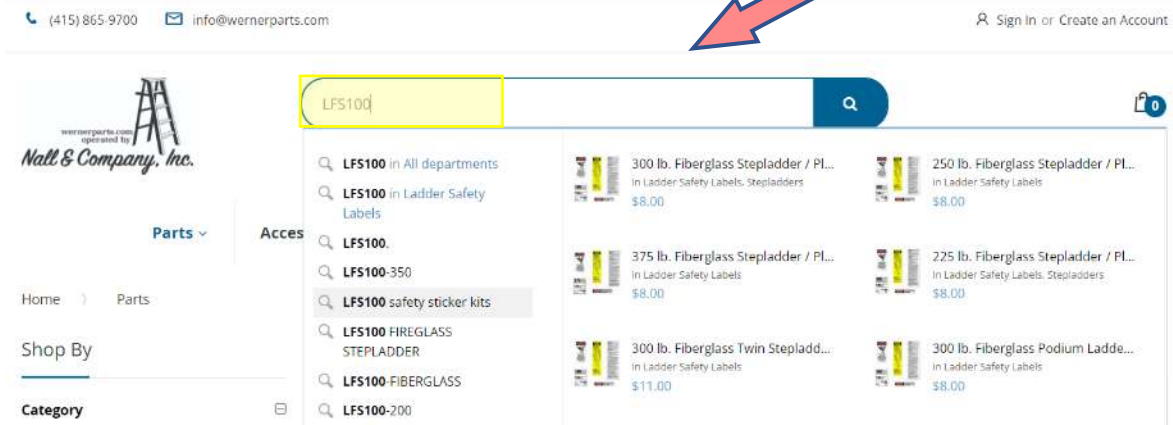


address with free ground shipping in the continental US.

How to order Replacement Stickers for Werner Ladders



1. Order replacement stickers by entering the model # in the search box at the top center of the Werner Co. authorized part distributor (Nall & Company, Inc) website:
<https://www.wernerparts.com/parts.html>



2. Look for your Ladder's model # "Safety Sticker kits" and select it.
For example

250 lb. Fiberglass Stepladder / Platform ladder Safety Labels



Model number of your current ladder is NOT required when placing an order for safety labels

Please note: **1 kit** includes stickers for **1** ladder ONLY.

SKU: LFS100-250

\$8.00



3. Find the weight rating of the ladder (the 3 digits after the dash) or you can enter it directly in the search box above. Select the "Add to Cart" button to purchase the replacement stickers.

4. A green bar will appear at the top of the page to let you know it has been added to your shopping cart.

✓ You added 250 lb. Fiberglass Stepladder / Platform ladder Safety Labels to your shopping cart.

5. When ready to checkout and pay for the stickers, select the checkout button at the top right of the page to pay.



6. Fill out the shipping information, you can check out as a guest to pay for items.



NOTE:
Werner/Nall & Co. Inc., charges a flat \$10.00 shipping fee.